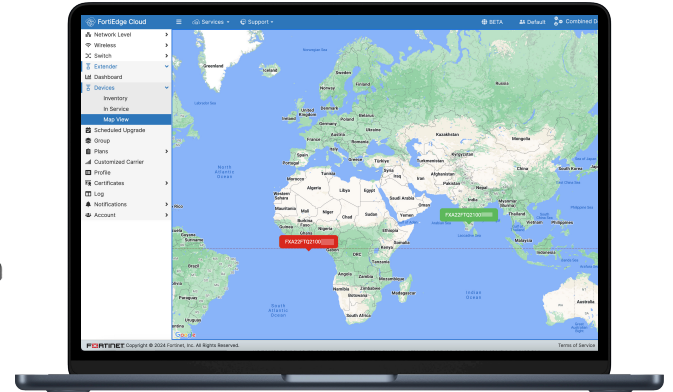


FortiExtender Rugged

Available in



Rugged Appliance



Highlights

- Extends network edge into vehicle and harsh site deployments
- Unifies 3G/4G LTE, 5G, and Wi-Fi in a single device
- Dust and splash proof (IP64)
- Ruggedized against extreme temperatures, shock, vibration, and humidity
- Certified for a variety of deployment scenarios
- Enables secure network fabrics with VxLAN extension
- Cloud management and on-premises management options
- Rich interface for multiple LAN, WAN, and console connections
- Small form-factor for easy deployment and optimal cellular signal

Industrial strength for secure networks

FortiExtender ruggedized 5G/LTE gateways offer scalable, secure, and resilient connectivity for operational technology networks and enterprise networks with harsh deployment environments. Driven by Fortinet’s unique approach of Secure Networking, FortiExtender allows organizations business continuity, improved network availability while securing connectivity with wired broadband and cellular networks.


From remote sites in harsh conditions, to factories, healthcare facilities, and fleet vehicles—FortiExtender ruggedized 5G/LTE gateways provide reliable broadband access to the internet and extends the value of the Fortinet Security Fabric to support fluid business operations dependent on remote device connectivity.

Hardware

FortiExtender Vehicle 211F

The FortiExtender Vehicle 211F interface includes 4 LAN ports and 1 WAN port, featuring a digital I/O port for external device control, as well as Console and USB 2.0 ports for out of band management (OOB).

FEV-211F Rear View



Interfaces

For interface details, please see the Quick Start Guide online:


<https://docs.fortinet.com/product/fortiextender/>

- | | |
|--|----------------------|
| 1. 4 x GE RJ45 Ethernet Ports | 4. 1 x Console Port |
| 2. 1 x GE RJ45 WAN Port | 5. 6 x Antenna Ports |
| 3. 1 x Digital I/O Connector
1 x USB 2.0 Port | |

FEV-211F Front View



FEV-211F Top View




Hardware

FortiExtender Vehicle 511G

The FortiExtender Vehicle 511G interface includes 4 LAN ports and 1 WAN port, featuring a digital I/O port for external device control, as well as Console and USB 2.0 ports for out of band management (OOB).

FEV-511G Rear View



For interface details, please see the Quick Start Guide online:

<https://docs.fortinet.com/product/fortiextender/>

Interfaces

- | | |
|-------------------------|---------------------|
| 1. 4 x LAN Ports | 4. 1 x Console Port |
| 2. 1 x GE RJ45 WAN Port | 5. 7-50VDC input |
| 3. 1 x USB 2.0 Port | 6. Wi-Fi Antenna |

FEV-511G Front View



FEV-511G Top View

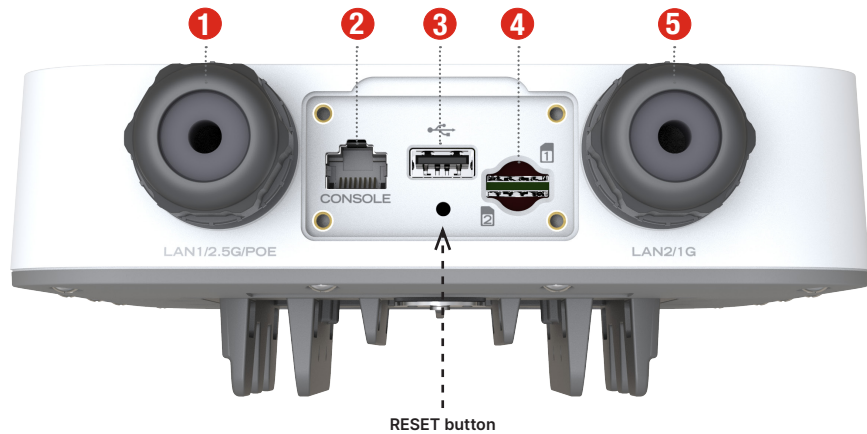


Hardware

FortiExtender Rugged 511G

The FortiExtender Rugged 511G interface includes 1x LAN1 1/2.5G/POE (RJ45) port, 1x LAN2/1G (RJ45) port, as well as Console and USB 2.0 (USB-A) ports for out of band management (OOB). FER-511G also provides 2 × 2 MIMO 2.4G/5G concurrent Wi-Fi 6 802.11 a/b/g/n/ac/ax up to max 1800Mbps.

FER-511G Bottom View



Interfaces

For interface details, please see the Quick Start Guide online:

<https://docs.fortinet.com/product/fortiextender/>

1. 1x LAN1 /POE (RJ45) 2.5 Gbps 802.3at (25.5W) PoE Ethernet IP67 Port
2. 1x CONSOLE (RJ45) CLI management
3. 1x USB 2.0 (USB-A) Port
4. 2x SIM Slots MicroSIM - 3FF
5. 1x LAN2 (RJ45) 1 Gbps Ethernet Port

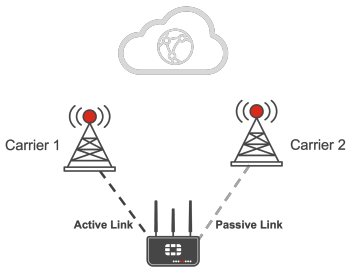
FER-511G Top View



Features

Superior Management, Security, and Control

FortiExtender Rugged is a plug-and-play device. Once deployed in a vehicle or at a harsh site remotely over VxLAN, FortiExtender appears as a regular network interface in FortiOS management. Administrators can manage the connection and implement advanced protection from FortiGuard, just like any other FortiGate interface.



Ruggedized for Any Deployment Scenario

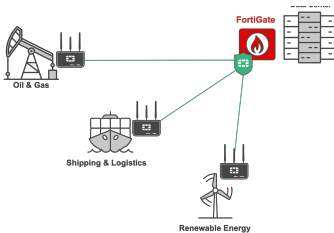
FortiExtender rugged devices allow you to deploy the device in a vehicle or at a harsh site. The devices are protected against temperature extremes, shock, vibration, humidity, and provide ingress protection against dust and splash. In addition, FortiExtender ruggedized devices are certified for deployment in unique scenarios, such as rail deployments.

5G/LTE Wireless WAN

FortiExtender ruggedized devices support dual-SIM and dual-modem options, enabling up to four different ISPs for ultra-reliable connectivity. Dual-SIM models enable active/passive cellular for failover based on data plan, disconnects, signal strength, and link health, allowing you to balance connectivity quality and cost. Dual-Modem provides active/active cellular links for high-availability, traffic isolation, and load-balancing use cases.

LAN Connectivity

FortiExtender offers multiple LAN Ethernet ports to enable multiple connections at the Wireless WAN site. Ideal for High Availability (HA) pairs of FortiGates, each FortiGate can be directly connected to the FortiExtender. Either FortiGate can run in load-balancing or failover modes and receive WAN connectivity from the FortiExtender.



VxLAN Extension

You don't need a FortiGate on site to deploy AI-powered security with your FortiExtender. Enhanced LAN Extension in FortiExtender creates a network fabric using VxLAN technology where you can extend the Layer 2 broadcast domain of a remote FortiGate to the standalone FortiExtender with no extra license needed. Depending on the FortiGate model*, Enhanced LAN Extension supports over 1000 FortiExtenders per firewall.

*Contact your Sales Engineer for specific details.

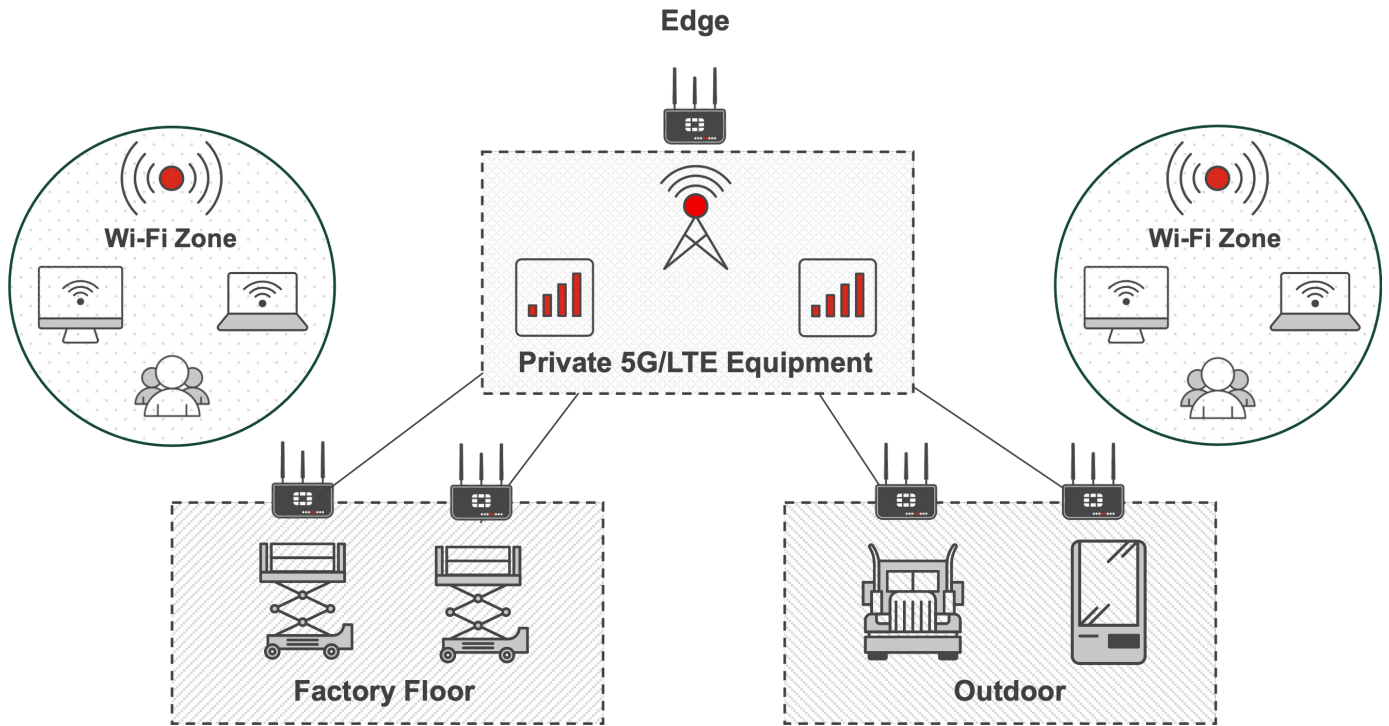
Private 5G/LTE (CBRS)

All FortiExtender 5G/LTE models support CBRS in either the form of LTE Band 48 or 5G N48. This allows FortiExtender to play a critical role in Private 5G/LTE deployments as a rapid secure uplink at the edge. When equipped with a Private 5G/LTE SIM card, FortiExtenders can also receive CBRS signal from Private 5G/LTE Access Points to deployed on Automated Guided Vehicles (AGVs), Autonomous Mobile Robots (AMRs), or as virtual LAN mobile zones in parking lots, pop-up tents, and more.



Deployment

Production Site



Hardware Specifications

	FEV-211F-AM FEV-211F	FEV-212F FEV-212F-AM
Hardware and System		
Modem Support	Internal (1x Modem)	Internal (2x Modems)
Number of Antennas	Vehicle LTE Antenna sold separately. 2x Wi-Fi/1x BT antenna included.	Vehicle LTE Antenna sold separately. 2x Wi-Fi/1x BT antenna included.
Power over Ethernet (PoE) Powered	—	—
Ethernet Ports	5 GE RJ45 Ports (WAN + LAN)	5 GE RJ45 Ports (WAN + LAN)
USB Ports	1 x USB 2.0 Type A	1 x USB 2.0 Type A
Bluetooth	Maximum Transmit Power 10 dBm Frequency 2.4 GHz	Maximum Transmit Power 10 dBm Frequency 2.4 GHz
GPS Antenna Port	⊙	⊙
Wi-Fi	2x2 2.4/5GHz 802.11 a/b/g/n/ac wave2 Wi-Fi	2x2 2.4/5GHz 802.11 a/b/g/n/ac wave2 Wi-Fi
Mounting Options	Wall mount for Vehicle/Desktop	Wall mount for Vehicle/Desktop
Type	Indoor/In-Vehicle	Indoor/In-Vehicle
Dimensions		
Height x Width x Length (inches)	1.77 x 5.11 x 7.16 (not including antenna length)	1.77 x 5.11 x 7.16 (not including antenna length)
Height x Width x Length (mm)	45 x 130 x 182 (not including antenna length)	45 x 130 x 182 (not including antenna length)
Weight	2.1 lbs (0.97kg)	2.1 lbs (0.97kg)
Environment		
Power Required	7-36V DC for 12V/24V vehicle battery system	7-36V DC for 12V/24V vehicle battery system
Power Consumption (Average)	17.88W	17.88W
Power Consumption (Maximum)	22.74W	22.74W
Operating Temperature	-40°F to 158°F (-40°C to 70°C)	-40°F to 158°F (-40°C to 70°C)
Storage Temperature	-40°F to 158°F (-40°C to 70°C)	-40°F to 158°F (-40°C to 70°C)
Humidity	5% to 95%	5% to 95%
Carrier Certifications		
PTCRB	⊙ (-AM)	⊙ (-AM)
AT&T	⊙ (-AM)	⊙ (-AM)
AT&T FirstNet	FirstNet Capable (LTE Only) (-AM)	FirstNet Capable (LTE Only) (-AM)
T-Mobile	⊙ (-AM)	⊙ (-AM)
Verizon	⊙ (-AM)	⊙ (-AM)
Certifications		
FCC	FCC Part 15B, 15C, 2.1091	FCC Part 15B, 15C, 2.1091
IC	ICES-003, RSS-247, RSS-102	ICES-003, RSS-247, RSS-102
CE	CE (4.1) RR&TTE Directive 1999 / 5 / EC (4.2) EN 300 328 / EN 301 489 / EN 301 893 / EN 50385 (4.3) EU Directive 2004 / 108 / EC EMC (4.4) EU Directive 2006 /95 / EC LVD (4.5) EN 55022 / EN 55024 / EN 61000	CE (4.1) RR&TTE Directive 1999 / 5 / EC (4.2) EN 300 328 / EN 301 489 / EN 301 893 / EN 50385 (4.3) EU Directive 2004 / 108 / EC EMC (4.4) EU Directive 2006 /95 / EC LVD (4.5) EN 55022 / EN 55024 / EN 61000
CB	IEC/EN 62368-1	IEC/EN 62368-1
Ingress Protection	IP64	IP64
Rolling Stock	EN 50155 Class S1	EN 50155 Class S1
Shock/Vibration/Humidity	MIL STD 810H, SAE J1455	MIL STD 810H, SAE J1455
Bandwidth and Throughput Information		
IPsec VPN (Wired)	120 Mbps	120 Mbps
IPsec VPN (LTE/5G)	120 Mbps	120 Mbps
LAN-Extension (VxLAN over IPsec)	90 Mbps	90 Mbps
LAN-LAN Layer-2 Frames	930 Mbps	930 Mbps
LAN-WAN NAT Layer 3 packets	930 Mbps	930 Mbps
Max WAN Uplinks Supported	1	1

Certification notes:

The built-in modem offers quad-band connectivity to HSPA+ networks worldwide and expected to work in 3G mode worldwide, subject to carrier support.

There are exceptions however, as some carriers control the access to their network to specific carrier certified devices. These carriers allow only certified modem IMEI numbers on their network and have the ability to disable the LTE connection after a period of time.



Cellular Wireless Specifications

	FEV-211F-AM FEV-212F-AM		FEV-211F FEV-212F	
Regional Compatibility				
	North America Carriers		Global Carriers	
Internal Modem Specifications				
Modem Model	Sierra Wireless EM7511 (1x Modem)	Sierra Wireless EM7511 (2x Modem)	Sierra Wireless EM7565 (1x Modem)	Sierra Wireless EM7565 (1x Modem) Sierra Wireless EM7565 (2x Modem)
4G: LTE**	CAT-12 Bands: 1, 2, 3, 4, 5, 7, 8, 9, 12, 13, 14, 18, 19, 20, 26, 29, 30, 32, 41, 42, 43, 46, 48, 66		CAT-12 Bands: 1, 2, 3, 4, 5, 7, 8, 9, 12, 13, 18, 19, 20, 26, 28, 29, 30, 32, 41, 42, 43, 46, 48, 66	
3G: UMTS/HSPA+**	Bands: 1, 2, 4, 5, 6, 8, 9, 19		Bands: 1, 2, 4, 5, 6, 8, 9, 19	
3G: WCDMA**	Bands: 1, 2, 4, 5, 6, 8, 9, 19		Bands: 1, 2, 4, 5, 6, 8, 9, 19	
Additional Ports	GPS antenna port		GPS antenna port	
Connector Type	SMA LTE (MAIN, AUX, GPS)		SMA LTE (MAIN, AUX, GPS)	
Module Certifications*	FCC, IC, GCF, PTCRB		(1) CB IEC 60950-1:2005 (2) UL UL 60950-1, CSA C22.2 No. 60950-1-07 (3) FCC FCC Part 15, Class B and Subpart C and EICES-003 (4) CE (4.1) RR&TTE Directive 1999 / 5 / EC (4.2) EN 300 328 / EN 301 489 / EN 301 893 / EN 50385 (4.3) EU Directive 2004 / 108 / EC EMC (4.4) EU Directive 2006 /95 / EC LVD (4.5) EN 55022 / EN 55024 / EN 61000 (5) IC (5.1) Canada RSS-210 Issue 7 / Canada RSS-Gen Issue 2 (5.2) RSS102, Issue 4 (6) Directives Low Voltage Directive RoHS	
Diversity	☑		☑	
MIMO	☑		☑	
GNSS Bias	☑		☑	
Advanced Radio Technology				
2x2 MIMO — enables industry leading data speeds	☑		☑	
Receiver Equalization — improves performance in noisy and highly mobile environments	☑		☑	
Receiver Diversity — improves performance at cell edges and in buildings	☑		☑	
Dual Modem	—		☑	
2x2 2.4/5GHz 802.11 a/b/g/n/ac Wave2 Wi-Fi Support	☑		☑	

* Applies only to the modem module and does not apply to the device.

** Supported frequency bands are contingent upon the modem vendor's firmware integrity, the Fortinet software version deployed, and carrier-specific configurations. Fortinet makes no guarantees regarding continued compatibility of bands across all carriers, FortiExtender hardware or software versions.



Features

	FEV-211F-AM FEV-212F-AM	FEV-211F FEV-212F
Advanced Software Features		
Connection Status	✓	✓
Auto-connect	✓	✓
Auto-select Network	✓	✓
Data Byte Count	✓	✓
Network Profile	✓	✓
Self-diagnostics	✓	✓
Power Management — standby and hibernate selective suspend	✓	✓
Diagnostic and AT Commands	✓	✓
Private IP SIM Support	✓	✓
L2 Tunnel Mode via VLAN or CAPWAP for fast and flexible deployments	✓	✓
Single Pane of Glass Management via FortiGate and FortiManager	✓	✓
SIM Features		
Dual-SIM Support with intelligent failover algorithms	✓	✓
SIM Size: Micro-SIM type 3FF	✓	✓
SIM Security Cover	✓	✓
IMEI printed at bottom of enclosure for ease of activation	✓	✓

Certification notes:

The built-in modem offers quad-band connectivity to HSPA+ networks worldwide and is expected to work in 3G mode worldwide, subject to carrier support. There are exceptions however, as some carriers control the access to their network to specific carrier certified devices. These carriers allow only certified modem IMEI numbers on their network and have the ability to disable the LTE connection after a period of time.



Hardware Specifications

	FEV-511G	FER-511G
Hardware Specifications		
Hardware and System	IPQ6010, Quad-Core A53@1.8GHz	IPQ6010-1, Quad-Core A53@1.8GHz
Modem Support	Telit FN990A28-HP	Telit FN990A28-HP
Number of Antennas	7 (4× 5G/LTE + 1x GNSS + 2× 2.4G/5G Wi-Fi)	7 (4× 5G/LTE + 1x GNSS + 2× 2.4G/5G Wi-Fi)
Power over Ethernet (PoE) Powered	—	☑, on 2.5G WAN port
Ethernet Ports	1× 2.5G + 4× 1G	1× 2.5G/PoE + 1× 1G
USB Ports	1x USB2.0-A	1x USB2.0-A
Bluetooth	☑	☑
GPS Antenna Port	Dedicated GNSS port	Dedicated GNSS port
Wi-Fi	Wi-Fi 6 (802.11ax)	Wi-Fi 6 (802.11ax)
Mounting Options	Desk, Wall, DIN Rail (Optional DIN rail clip required)	Pole, Wall
Type	Vehicle	Outdoor
Dimensions		
Height x Width x Length (inches)	7.6 × 5.1 × 1.8	9.5 × 7.1 × 1.85
Height x Width x Length (mm)	192 × 130 × 45	242 × 181 × 47
Weight	0.96 (Kg)	1.7 (Kg)
Environment		
Power Required	7 - 50V	PoE 802.3at
Power Consumption (Average)	18.5 (W)	11 (W)
Power Consumption (Maximum)	20 (W)	16 (W)
Operating Temperature	-40°C - 70°C	-40°C - 60°C
Storage Temperature	-40°C - 70°C	-40°C - 70°C
Humidity	5% to 95% RH (non-condensing)	5% to 95% RH (non-condensing)
Carrier Certifications		
PTCRB	☑	☑
AT&T	☑	☑
AT&T FirstNet	FirstNet Capable (5G)	FirstNet Capable (5G)
T-Mobile	☑	☑
Certifications		
FCC	FCC Part 15B, 15C, 15E, 2.1091	FCC Part 15B, 15C, 15E, 2.1091
IC	ICES-003, RSS-247, RSS-102	ICES-003, RSS-247, RSS-102
CE	EMC 2014/30/EU (EN 55032, EN 55035, EN IEC 61000-3-2, EN 61000-3-3, EN 301 489-1/-3/-17/-19/-52) RED 2014/53/EU (EN 300 328, EN 301 893, EN 300 440, EN 303 413, EN 301 908-1/-2/-13/-25, EN IEC 62311, EN 50665, EN 50385) LVD 2014/35/EU (EN 62368-1) E-Mark	EMC 2014/30/EU (EN 55032, EN 55035, EN IEC 61000-3-2, EN 61000-3-3, EN 301 489-1/-3/-17/-19/-52) RED 2014/53/EU (EN 300 328, EN 301 893, EN 300 440, EN 303 413, EN 301 908-1/-2/-13/-25, EN IEC 62311, EN 50665, EN 50385) LVD 2014/35/EU (EN 62368-1, EN 60950-22)
UL	UL/CSA 62368-1	UL/CSA 62368-1
CB	IEC/EN 62368-1	IEC/EN 62368-1, IEC/EN 60950-22
Ingress Protection	IP64	IP67
Rolling Stock	☑	—
Shock/Vibration/Humidity	MIL-STD-810H	IEC 61850-3 / IEEE 1613
Bandwidth and Throughput Information		
IPsec VPN (Wired)	850 Mbps	850 Mbps
IPsec VPN (LTE/5G)	400 Mbps	400 Mbps
LAN-Extension (VxLAN over IPsec)	600 Mbps	600 Mbps
LAN-LAN Layer-2 Frames	950 Mbps	950 Mbps
LAN-WAN NAT Layer 3 packets	940 Mbps	940 Mbps
Max WAN Uplinks Supported	1	1



Cellular Wireless Specifications

	FEV-511G	FER-511G
Regional Compatibility	Global	Global
Internal Modem Specifications		
Modem Model	FN990A28-HP	FN990A28-HP
5G NR SA and NSA**	n1, n2, n3, n5, n7, n8, n12, n13, n14, n18, n20, n25, n26, n28, n29, n30, n38, n40, n41, n48, n66, n71, n75, n76, n77, n78, n79	n1, n2, n3, n5, n7, n8, n12, n13, n14, n18, n20, n25, n26, n28, n29, n30, n38, n40, n41, n48, n66, n71, n75, n76, n77, n78, n79
4G: LTE**	B1, B2(B25), B3, B4(B66), B26(B5, B18, B19), B7, B8, B12(B17), B13, B14, B20, B28, B29(DL), B30, B32(DL), B34, B38, B39, B40, B41, B42, B43, B46(LAA), B48(CBRS), B66, B71	B1, B2(B25), B3, B4(B66), B26(B5, B18, B19), B7, B8, B12(B17), B13, B14, B20, B28, B29(DL), B30, B32(DL), B34, B38, B39, B40, B41, B42, B43, B46(LAA), B48(CBRS), B66, B71
3G: UMTS/HSPA+**	B1, B2, B4, B5(B6, B19), B8	B1, B2, B4, B5(B6, B19), B8
3G: WCDMA**	B1, B2, B4, B5(B6, B19), B8	B1, B2, B4, B5(B6, B19), B8
Additional Ports	—	—
Connector Type	SMA	N/A (Internal antennas)
Module Certifications*	AT&T, FirstNet, VZW, TMO, KDDI, Docomo, FCC, ISED, RED, JATE/TELEC, Anatel, RCM, NCC, GCF, PTCRB, KC, Telstra	AT&T, FirstNet, VZW, TMO, KDDI, Docomo, FCC, ISED, RED, JATE/TELEC, Anatel, RCM, NCC, GCF, PTCRB, KC, Telstra
Diversity	5G n41/77/78/79 PC1.5. No on others	5G n41/77/78/79 PC1.5. No on others
MIMO	☑	☑
GNSS Bias	☑	☑, not used in FER-511G
Advanced Radio Technology**		
2×2 MIMO — enables industry leading data speeds	MIMO UL support on bands: 5G FR1: n38, n41, n48, n77, n78, n79	MIMO UL support on bands: 5G FR1: n38, n41, n48, n77, n78, n79
4×4 MIMO — enables industry leading data speeds	4×4 MIMO DL support on bands: 5G FR1: n1/n2/n3/n7/n25/n30/n38/n40/n41/n48/n66/n75/n77/n78/n79 4G: B1/B2/B3/B4/B7/B25/B30/B38/B39/B40/B41/B42/B43/B48/B66*	4×4 MIMO DL support on bands: 5G FR1: n1/n2/n3/n7/n25/n30/n38/n40/n41/n48/n66/n75/n77/n78/n79 4G: B1/B2/B3/B4/B7/B25/B30/B38/B39/B40/B41/B42/B43/B48/B66
5G Downlink 4×4 MIMO bands: n1/n2/n3/n7/n25/n30/n38/n40/n41/n48/n66/n75/n77/n78/n79	☑	☑
5G Uplink 2 × 2 MIMO Band: n38, n41, n48, n77, n78, n79	☑	☑
LTE Downlink 4 × 4 MIMO bands: B1/B2/B3/B4/B7/B25/B30/B38/B39/B40/B41/B42/B43/B48/B66	☑	☑
Receiver Equalization — improves performance in noisy and highly mobile environments	☑	☑
Receiver Diversity — improves performance at cell edges and in buildings	☑	☑
2×2 2.4G/5GHz concurrent Wi-Fi 6 (802.11ax)	☑	☑
Advanced Software Features		
Connection Status	☑	☑
Auto-connect	☑	☑
Auto-select Network	☑	☑
Data Byte Count	☑	☑
Network Profile	☑	☑
Power Management — standby and hibernate selective suspend	☑	☑
DIAG and AT Commands	☑	☑
Private IP SIM Support	☑	☑
L2 Tunnel Mode via VLAN or CAPWAP for fast and flexible deployments	☑	☑
Single Pane of Glass Management via FortiGate and FortiManager	☑	☑
SIM Features		
Dual-SIM Support with intelligent failover algorithms	☑	☑
SIM Size: Micro-SIM type 3FF	☑	☑
SIM Security Cover	☑	☑
IMEI printed at bottom of enclosure for ease of activation	☑	☑

* Applies only to the modem module and does not apply to the device.

** Supported frequency bands are contingent upon the modem vendor's firmware integrity, the Fortinet software version deployed, and carrier-specific configurations. Fortinet makes no guarantees regarding continued compatibility of bands across all carriers, FortiExtender hardware or software versions.



Ordering Information

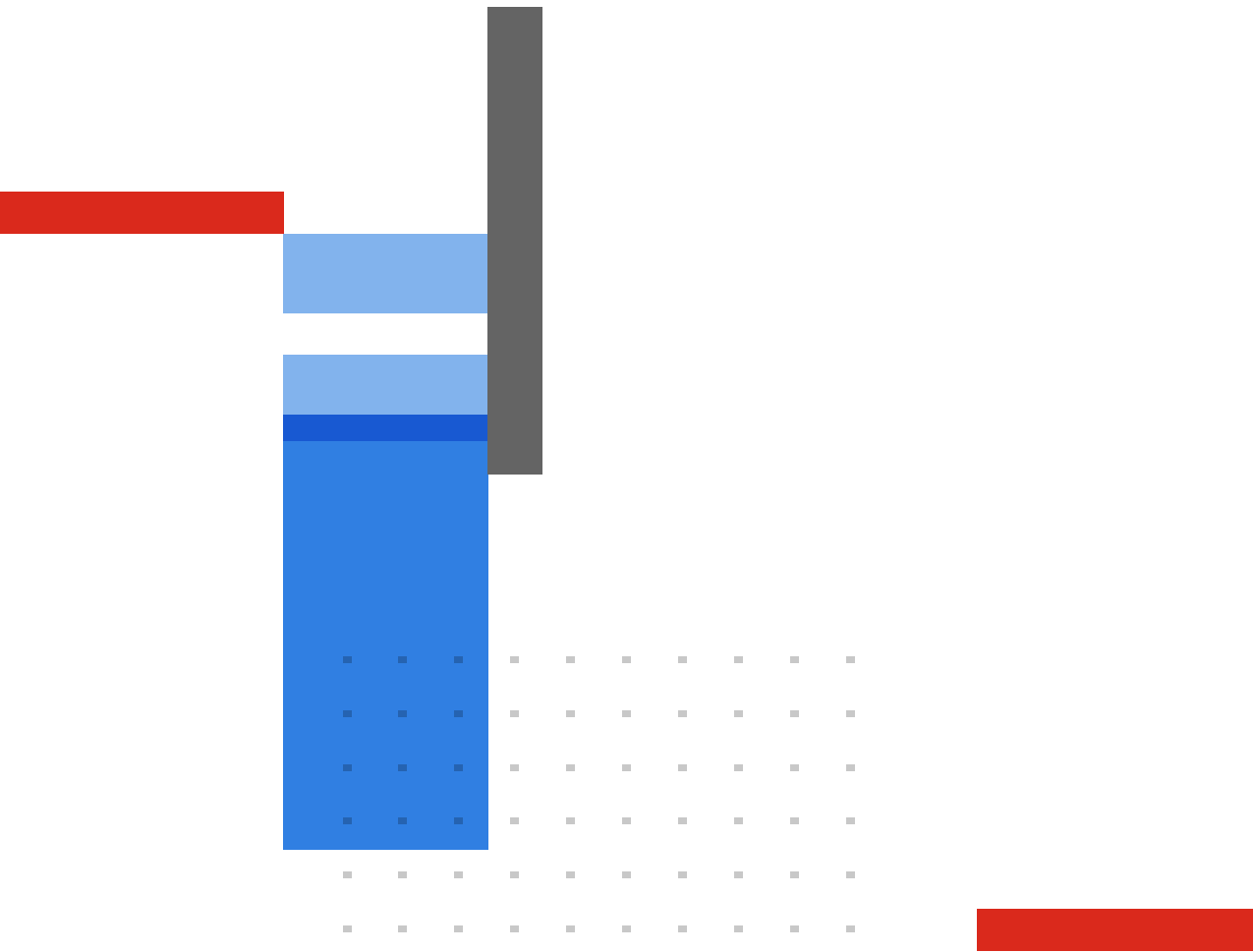
PRODUCT	SKU	DESCRIPTION
3G/4G LTE/5G Models		
FortiExtenderVehicle 211F-AM	FEV-211F-AM	Rugged Broadband Wireless WAN Router for Vehicle and OT applications with 1x Dual SIM 3G/4G LTE CAT-12 M.2 Module (DL/UL=600M/150Mbps) for North America Carriers. 1x GE WAN + 4x GE LAN RJ45 ports including 802.11ac Wi-Fi and GPS/GNSS Service. External LTE antenna required. Wi-Fi Region A.
FortiExtenderVehicle 211F	FEV-211F	Rugged Broadband Wireless WAN Router for Vehicle and OT applications with 1x Dual SIM 3G/4G LTE CAT-12 M.2 Module (DL/UL=600M/150Mbps) for EU/APEC,/LATAM Carriers. 1x GE WAN + 4x GE LAN RJ45 ports including 2x 2.4/5GHz 802.11ac Wi-Fi and GPS/GNSS systems. External LTE antenna required (not included). Band28 Supported, but not Band14.
FortiExtenderVehicle 212F-AM	FEV-212F-AM	Rugged Broadband Wireless WAN Router for Vehicle and OT applications with 2x Dual SIM 3G/4G LTE CAT-12 M.2 Module (DL/UL=600M/150Mbps) for North America Carriers. 1x GE WAN + 4x GE LAN RJ45 ports including 802.11ac Wi-Fi and GPS/GNSS Service. External LTE antenna required. Wi-Fi Region A.
FortiExtenderVehicle 212F	FEV-212F	Rugged Broadband Wireless WAN Router for Vehicle and OT applications with 2x Dual SIM 3G/4G LTE CAT-12 M.2 Module (DL/UL=600M/150Mbps) for EU/APEC,/LATAM Carriers. 1x GE WAN + 4x GE LAN RJ45 ports including 2x 2.4/5GHz 802.11ac Wi-Fi and GPS/GNSS systems. External LTE antenna required (not included). Band28 Supported, but not Band14.
FortiExtenderVehicle 511G	FEV-511G	Rugged Broadband Wireless WAN Router for Vehicle and OT applications with 1x "Dual SIM 5G Sub-6GHz M.2 Module (DL/UL=3.4Gbps/0.46Gbps)" + 1x reserved eSIM for NA/EMEA/APAC Carriers. It has 1x 2.5GE WAN + 4x GE LAN RJ45 ports, 1x USB2.0 Type A, 1x DB9 console port and an industrial digital I/O port for external device control, and provides 2x 2.4/5GHz concurrent 802.11 a/b/g/n/ac/ax Wi-Fi 6 speeds up to 1800Mbps (Max.) and Bluetooth 5.0 communication.
FortiExtender Rugged 511G	FER-511G	Ruggedized outdoor 5G sub6/LTE wireless WAN Router with 1x "Dual SIM 5G NR Sub-6GHz M.2 Module" for North/South America and Europe Carriers. 1x 2.5GbE/POE PD(802.3at (25.5W)) port and 1x 1GbE port.
FortiCare		
FortiCare Support	FC-10-FV21F-247-02-DD	24x7 FortiCare for FEV-211F and FEV-211F-AM.
	FC-10-FG21F-247-02-DD	FortiCare Premium Support.
	FC-10-FG21F-210-02-DD	Next Calendar Day Delivery Priority RMA Service (Requires FortiCare Premium or FortiCare Elite).
Accessories		
PoE Injector	GPI-115	IEEE 802.3af-compliant single-port, mid-span, with 15.4 Watt Gigabit Ethernet (GE) PoE.
PoE Injector	GPI-130	IEEE 802.3af-compliant single-port, mid-span, with 30 Watt Gigabit Ethernet (GE) PoE.
Vehicle Mount LTE/5G Antennas	FANT-3IN1-TG-5M-FEV	3-in-1 permanent vehicle roof mount antenna for FEV-211F and FEV-211F-AM. Outdoor waterproof antenna with 2x 5G/LTE + 1x active GNSS and 5 meter antenna cable with SMA male connectors.
	FANT-5IN1-TG-5M-FEV	5-in-1 outdoor, waterproof, permanent vehicle roof mount antenna for FEV-212F/-AM and FEV-511G with 4x 5G/LTE + 1x Active GNSS and a 5-meter antenna cable with 5x SMA male connectors.
	FANT-7IN1-TG-5M-FEV	7-in-1 outdoor, waterproof, permanent vehicle roof mount antenna for FEV-212F/-AM and FEV-511G with 4x 5G/LTE, 2x 2.4G/5G Wi-Fi, 1x Active GNSS and a 5-meter antenna cable with 2x RP-SMA male connectors for Wi-Fi + 5x SMA male connectors for 5G/LTE and GNSS connectivity.
Vehicle Mount LTE Antenna	FEV-ANT-MNT-2BRKT	

Visit <https://www.fortinet.com/resources/ordering-guides> for related ordering guides.



Fortinet Corporate Social Responsibility Policy

Fortinet is committed to driving progress and sustainability for all through cybersecurity, with respect for human rights and ethical business practices, making possible a digital world you can always trust. You represent and warrant to Fortinet that you will not use Fortinet's products and services to engage in, or support in any way, violations or abuses of human rights, including those involving illegal censorship, surveillance, detention, or excessive use of force. Users of Fortinet products are required to comply with the [Fortinet EULA](#) and report any suspected violations of the EULA via the procedures outlined in the [Fortinet Whistleblower Policy](#).



www.fortinet.com

Copyright © 2026 Fortinet, Inc. All rights reserved. Fortinet®, FortiGate®, FortiCare® and FortiGuard®, and certain other marks are registered trademarks of Fortinet, Inc., and other Fortinet names herein may also be registered and/or common law trademarks of Fortinet. All other product or company names may be trademarks of their respective owners. Performance and other metrics contained herein were attained in internal lab tests under ideal conditions, and actual performance and other results may vary. Network variables, different network environments and other conditions may affect performance results. Nothing herein represents any binding commitment by Fortinet, and Fortinet disclaims all warranties, whether express or implied, except to the extent Fortinet enters a binding written contract, signed by Fortinet's SVP Legal and above, with a purchaser that expressly warrants that the identified product will perform according to certain expressly-identified performance metrics and, in such event, only the specific performance metrics expressly identified in such binding written contract shall be binding on Fortinet. For absolute clarity, any such warranty will be limited to performance in the same ideal conditions as in Fortinet's internal lab tests. Fortinet disclaims in full any covenants, representations, and guarantees pursuant hereto, whether express or implied. Fortinet reserves the right to change, modify, transfer, or otherwise revise this publication without notice, and the most current version of the publication shall be applicable.